

Digital time switch clock SHT

2M

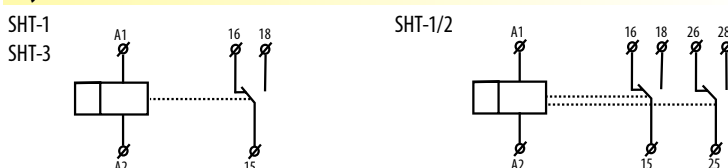


- it is used to control various appliance in dependance on real time , in daily, weekly, monthly, yearly or up to 2099
- switching: according the program (AUTO)/constantly manually, manually to next program change/random (CUBE)
- "Holiday program": season selection option, when the device will not switch according the standart program, but will be blocked
- automatic conversion summer / winter time
- sealable cover of front panel, easy controlling via 4 buttons
- 100 memory places, clear LCD display, min. interval 1 s
- supply voltage: AC 230 V or AC/DC 12-240 V
- cyclic output
- pulse output
- SHT-1, SHT-3: one channel version, 2-MODULE, DIN rail mounting, clamp terminals
- SHT-1/2: two channel version, 2-MODULE, an individual program can be run on each channel

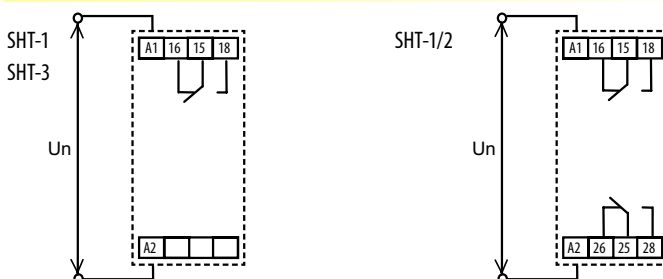
	Output		Time programm			
	1 chanel	2 chanel	day	week	month	year
SHT-1	●		●	●		
SHT-1/2		●	●	●		
SHT-3	●		●	●	●	●

Technical parameters	SHT-1, SHT- 3	SHT-1/2
Supply terminals:	A1 - A2	
Supply voltage:	AC/DC 12 - 240 V (AC 50 - 60 Hz)	
Consumption:	UNI	AC 0.5 - 2 VA / DC 0.4 - 2 W
Supply voltage:	230	AC 230 V / 50 - 60 Hz
Consumption:		AC max. 14 VA / 2 W
Supply voltage tolerance:	230 : -15 %; +10 % / UNI: ± 10%	
Back-up supply:	yes	
Summer/winter time:	automatic	
Output		
Number of contacts:	1x changeover (AgSnO ₂)	2x changeover (AgSnO ₂)
Rated current:	16 A / AC1	
Breaking capacity:	4000 VA / AC1, 384 W / DC	
Inrush current:	30 A / <3 s	
Switching voltage:	250 V AC1 / 24 V DC	
Min. breaking capacity DC:	500 mW	
Mechanical life:	3x10 ⁷	
Electrical life (AC1):	0.7x10 ⁵	
Time circuit		
Power back-up:	up to 3 years	
Accuracy:	max. ±1s/ day at 23 °C	
Minimum interval:	1 s	
Data stored for:	min. 10 years	
Cyclic output:	1-99s	
Pulse output:	1-99s	
Program circuit		
Number of memory places:	100	
Program (SHT-1; SHT-1/2):	daily, weekly	
Program(SHT-3):	daily, weekly, monthly, yearly (up to year 2099)	
Data readout:	LCD display, with back light	
Other information		
Operating temperature:	-20.. +55 °C	
Storage temperature:	-30.. +70 °C	
Electrical strength:	4 kV (supply - output)	
Operating position:	any	
Mounting:	DIN rail EN 60715	
Protection degree:	IP 20	
Overvoltage category:	III.	
Polution degree:	2	
Max. cable size (mm ²):	solid wire max. 2x2.5 or 1x4 with sleeve max. 1x2.5 or 2x1.5	
Dimensions:	90 x 35.6 x 64 mm, see page 90-92	
Weight:	(UNI) - 130 g, (230) - 110 g (UNI)- 143 g, (230) - 125 g	
Standarts:	EN 61812-1, EN 61010-1	

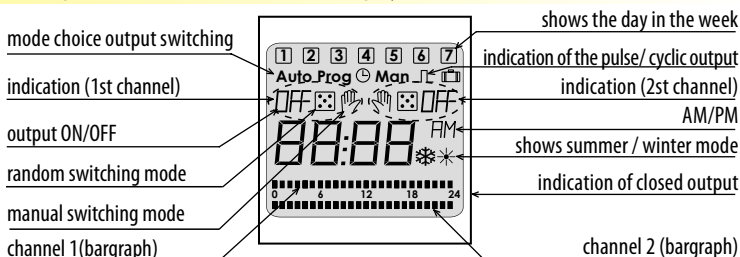
Symbol



Connection



Description of visual elements on the display



Description

